



FUTURE INDEX

(Children's Well-being Index)

Presentation of the methodology
and the results of the pilot study



Olena Zelenska
Foundation

unicef  | for every child

KSE | Kyiv
School of
Economics

“

The war has had catastrophic consequences. And the full extent of it is still impossible to comprehend. Every child faces genuine threats to their safety and life. Thousands have lost their homes. Millions have faced mental health problems and limited access to education. That is why we and our partners still have a lot of work to do.

”



Olena Zelenska

First Lady of Ukraine

Who this study is about:

Children 0-17 years old



The main objective of the study

To assess comprehensively the current situation with **child welfare** in Ukraine. It will enable implementing practical projects and programs to address critical problems for children caused by the full-scale war.

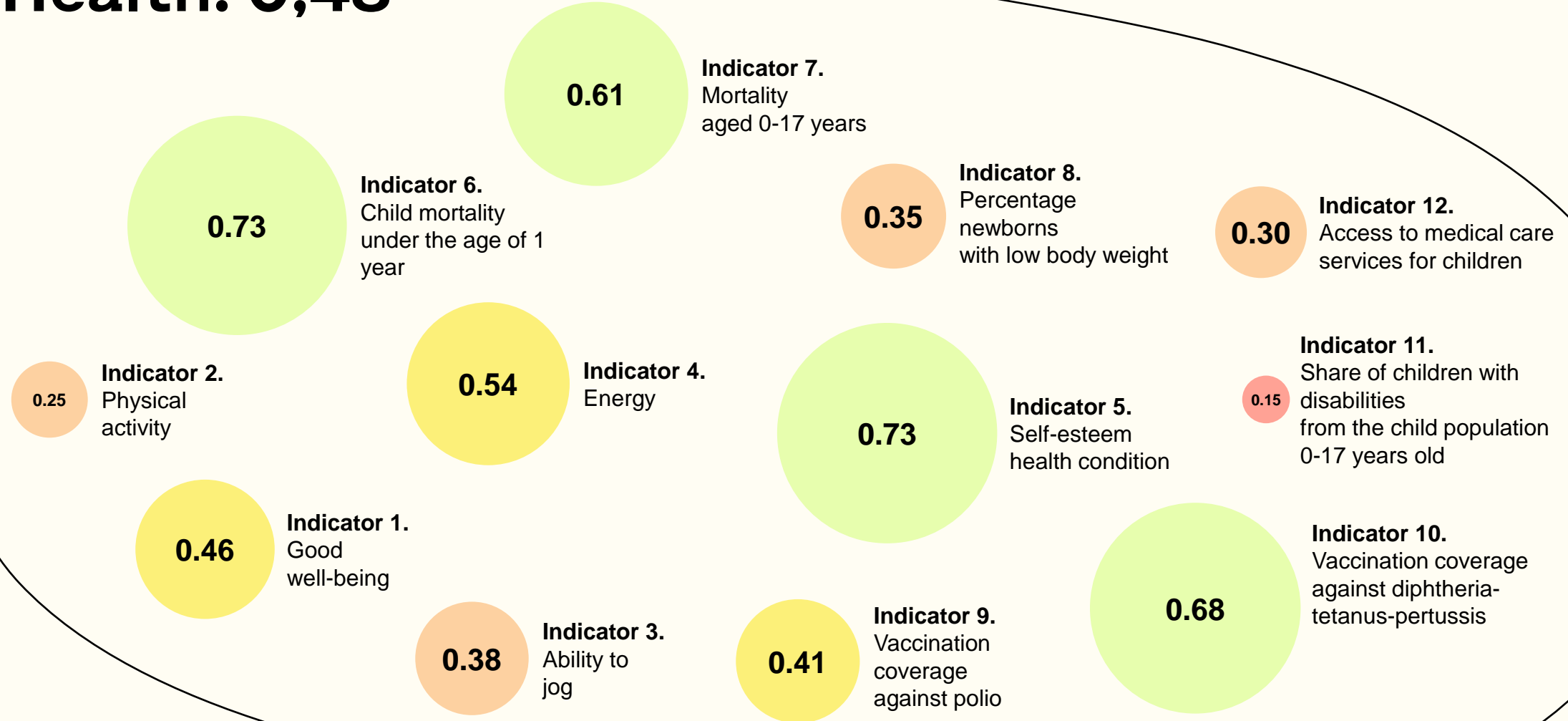




Index components:

1. Health
2. Security
3. Education
4. Mental health
5. Relationships
6. Social and emotional skills
7. Risky behaviour
8. Material support
9. System of institutional care

Health: 0,48



Sources of research data:

- 01 | State sources
- 02 | Open sources
- 03 | A quantitative survey of children
- 04 | Qualitative interviews with experts
- 05 | Qualitative interviews of persons who grew up in the institutional care system



1,313
respondents*

19 in-depth
interviews

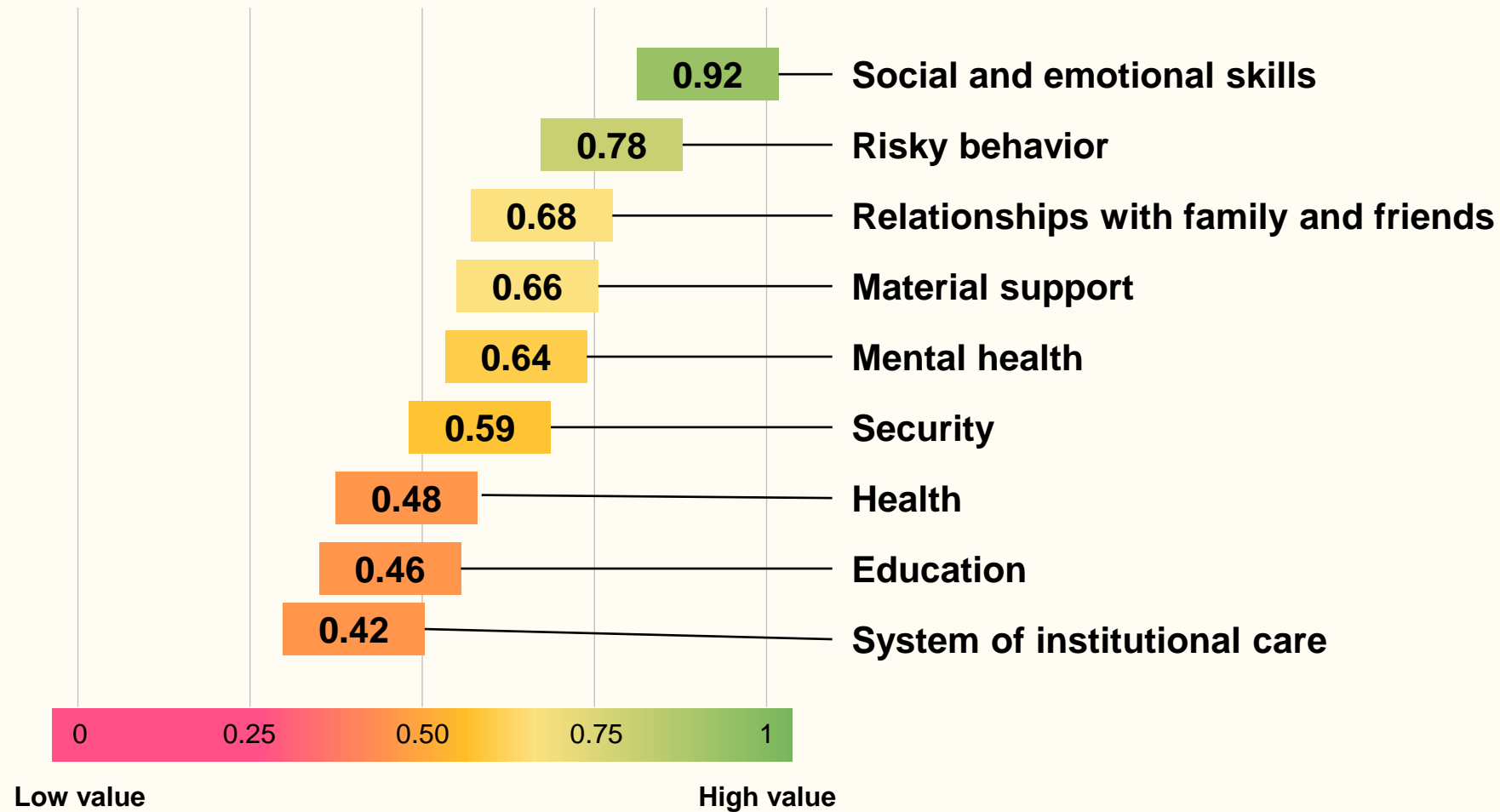
Children aged 10-17 years

Online survey, conducted in October 2023

All of Ukraine (except for the temporarily occupied territories)

*The sample is representative of the Ukrainian population at the national level as of the beginning of 2022. This sample size applies to the current pilot study. It may change in subsequent waves.

Indicators of the Future Index



Future Index

0.64

FULL REPORT:



SYSTEM OF INSTITUTIONAL CARE

Dimension Institutional care

58,630

children reside (study) in institutional care facilities.

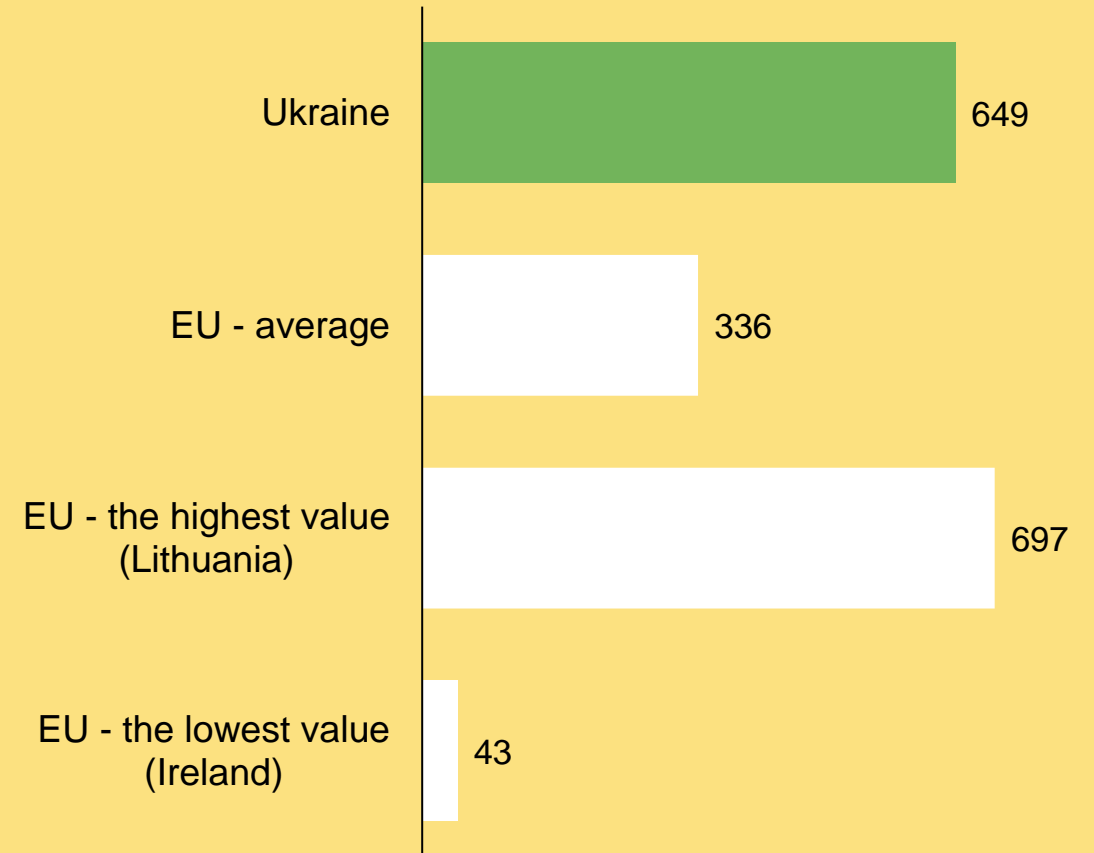
Dimension

Institutional care

Ukraine **has twice as many** children in institutional care (per 100,000) as the EU average.

At the same time, **only 10%** of such children in Ukraine have the **status of an orphan** or were deprived of parental care.

Number of children aged 0-17 in institutional care (per 100,000 children aged 0-17)



Data: Eurochild (2021), State Statistics Service (2022)

Dimension Institutional care

The issues of **independence and safety** are among the **most problematic** as mentioned by informants from institutional care facilities.

"I have a choice, I can't make it myself, I am used to being decided for me..."

*I still can't make a choice by myself. I don't know, I'm scared, I think **someone will beat me if I make a choice and it turns out to be wrong...**"*

Interviewee

Dimension Institutional care

*"I can talk about psychological support; it's a very interesting topic, I really like it. It happened that I opened up to a psychologist; that is, I shared my painful experiences, I could share something, you know, personal. I **told the psychologist, and the psychologist went and reported it to the director.** That is, it was actually difficult, it was difficult to trust ..."*

Interviewee

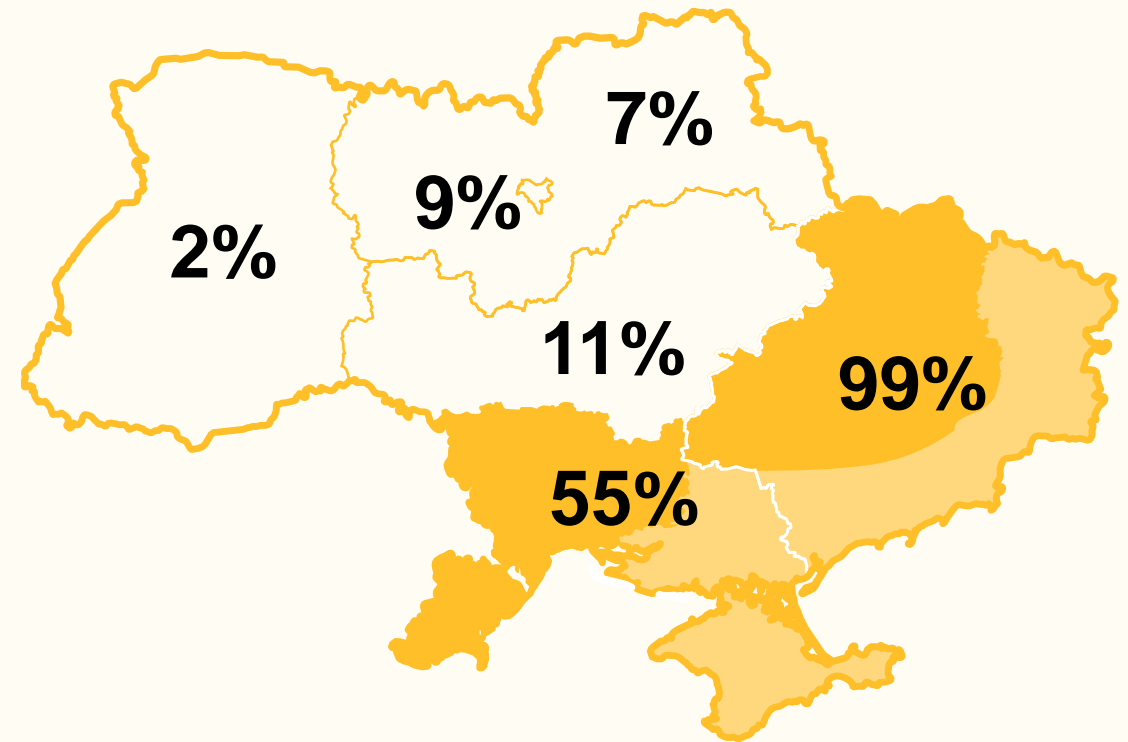
Existing psychosocial support practices do not contribute to building trust.

EDUCATION

Dimension Education

24%

of children in Ukraine
are taught online.



Most of them are in Zaporizhzhia, Luhansk, Kherson and Kharkiv oblasts.

For Ukraine – percentage of the total number of students in Ukraine,
for regions (map) – percentage of the number of students in the regions.

Data: Ministry of Education and Science of Ukraine
(15.01.2024)

Dimension Education. Subjective assessment



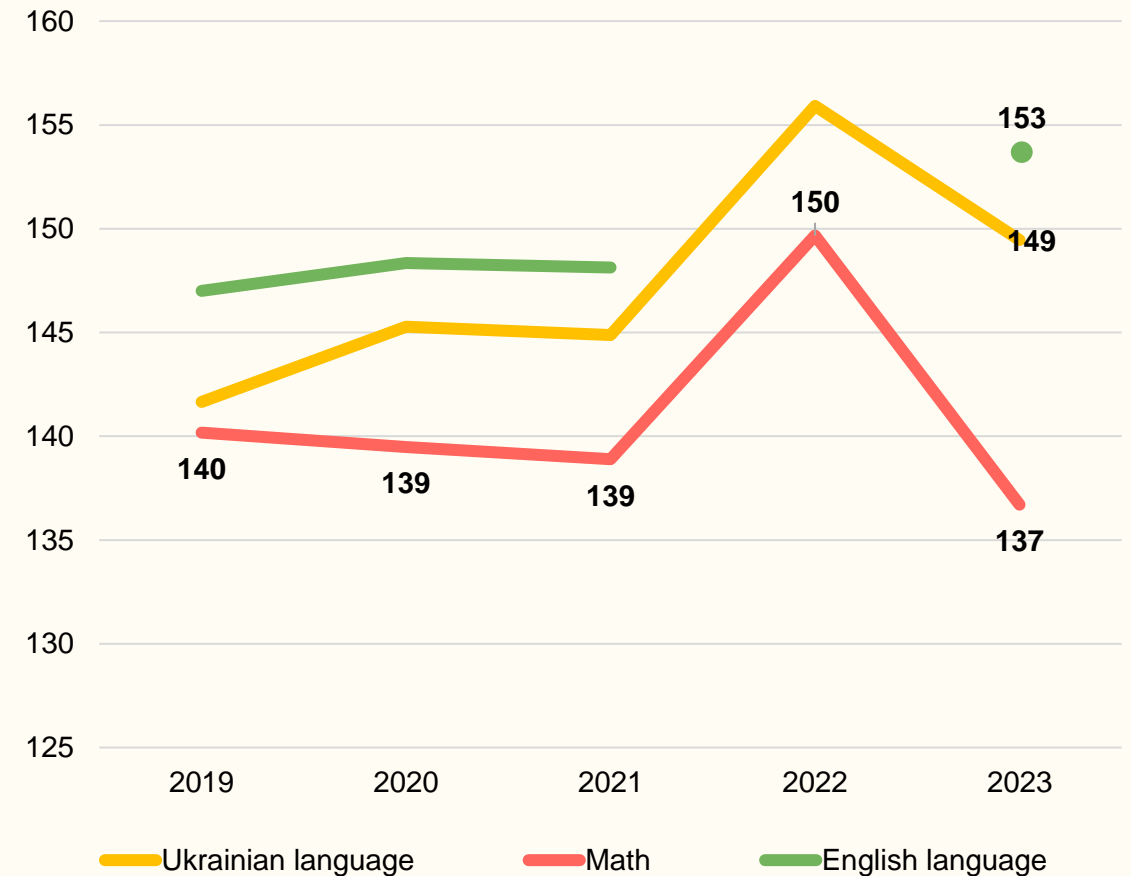
of parents rate conditions for online learning as "very good" or "good".

Parents of children from the East (22%) were more likely to report poor conditions than parents from other macro-regions (14%).

Dimension Education

The level of math skills is **systematically lower** than the level of Ukrainian and English language skills across Ukraine.

Average ZNO/ NMT scores



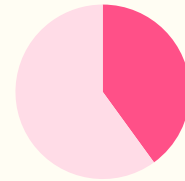
Source: Ministry of Education and Science of Ukraine

Dimension Education. Subjective assessment



69%

The majority of children indicated that they have hobbies.



40%

However, far fewer attend extracurricular activities.

HEALTH AND RISKY BEHAVIOR

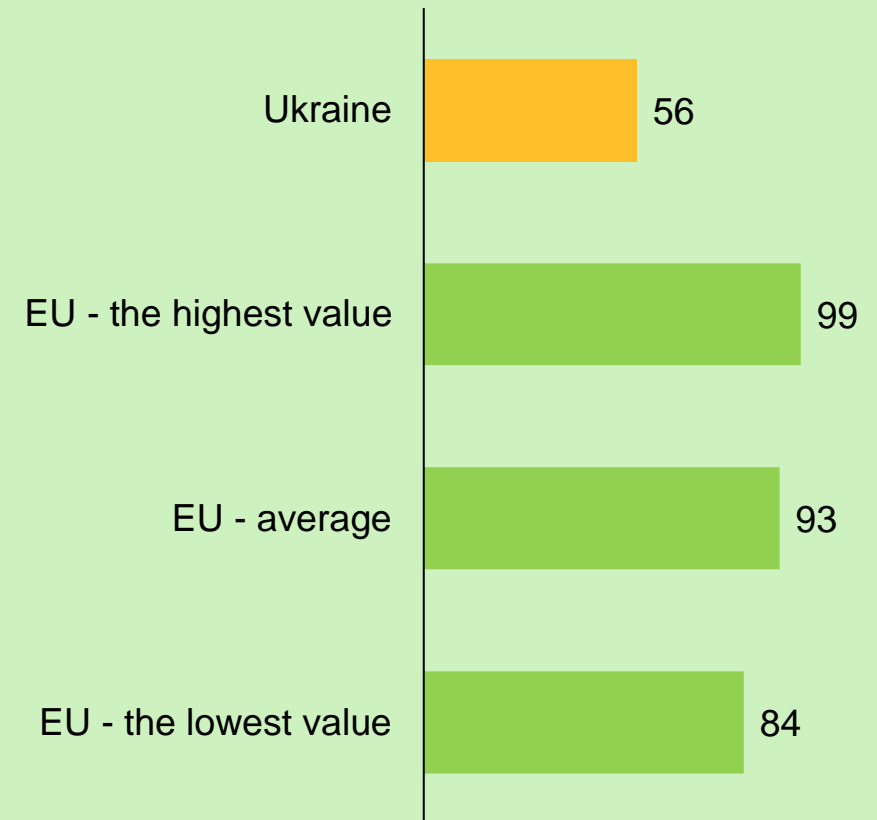
Dimension Health




In Ukraine, the **proportion of children vaccinated** against DTaP and polio has **decreased** by **16 and 22%** respectively, compared to the period before the full-scale war.

The figures for DTaP in Ukraine are lower by **37%** than in the EU (average).

Vaccination coverage against diphtheria-tetanus-pertussis (DTaP) among children, %



Dimension Health. Subjective assessment



7 out of 10 children were **physically active**,
but only **4** felt **full of energy**.

Dimension Health



Girls engage less in physical activity and feel less energized.

Have been physically active



71%



80%

Feel full of energy



39%



54%

Dimension

Risky behavior.


Subjective assessment. Children aged 14-17 years

Have tried



56%

Alcohol



53%

Cigarettes



3%

Drugs

Systematically use
(1 time per week or more)



13%

Alcohol



16%

Cigarettes

Dimension

Risky behavior



Boys smoke and drink alcohol more often.

Smoke one time per week or more



13%



19%

Drink alcohol one time per week or more



9%



18%

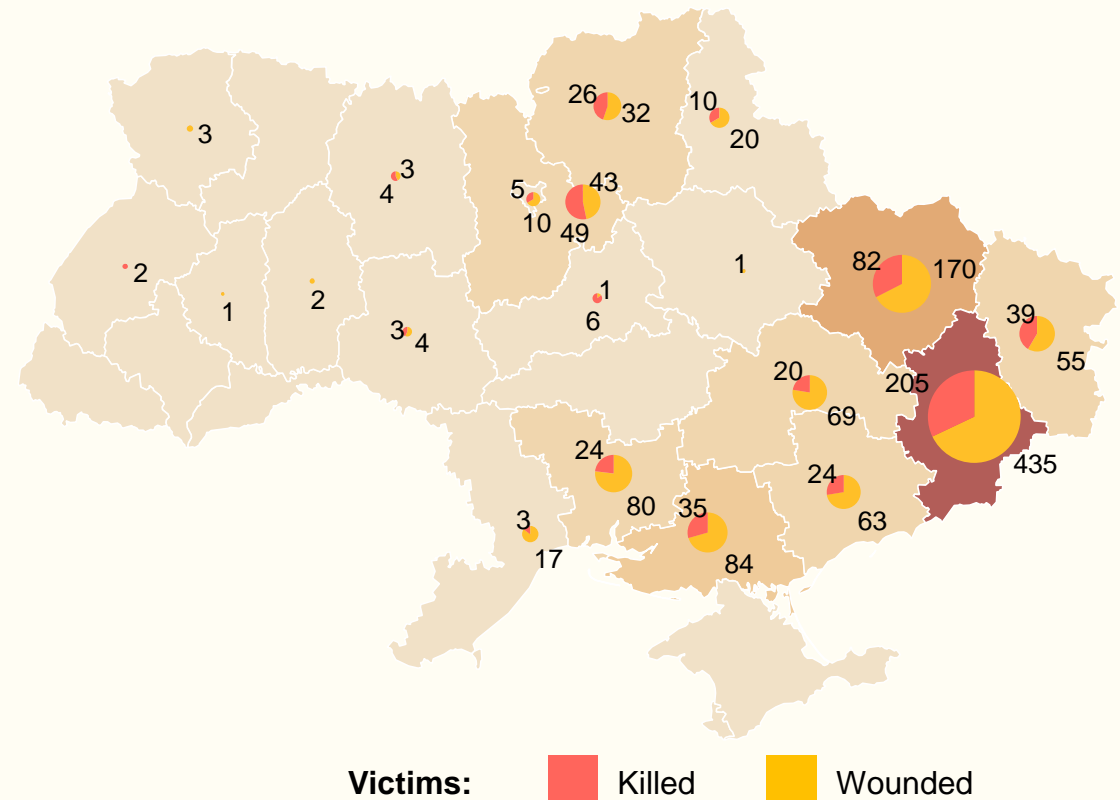
SECURITY

Dimension Security

Children accounted for **6%** of the total number of injured and killed civilians as of **December 2023**.

1822 children were killed or injured.

Casualties among children by region



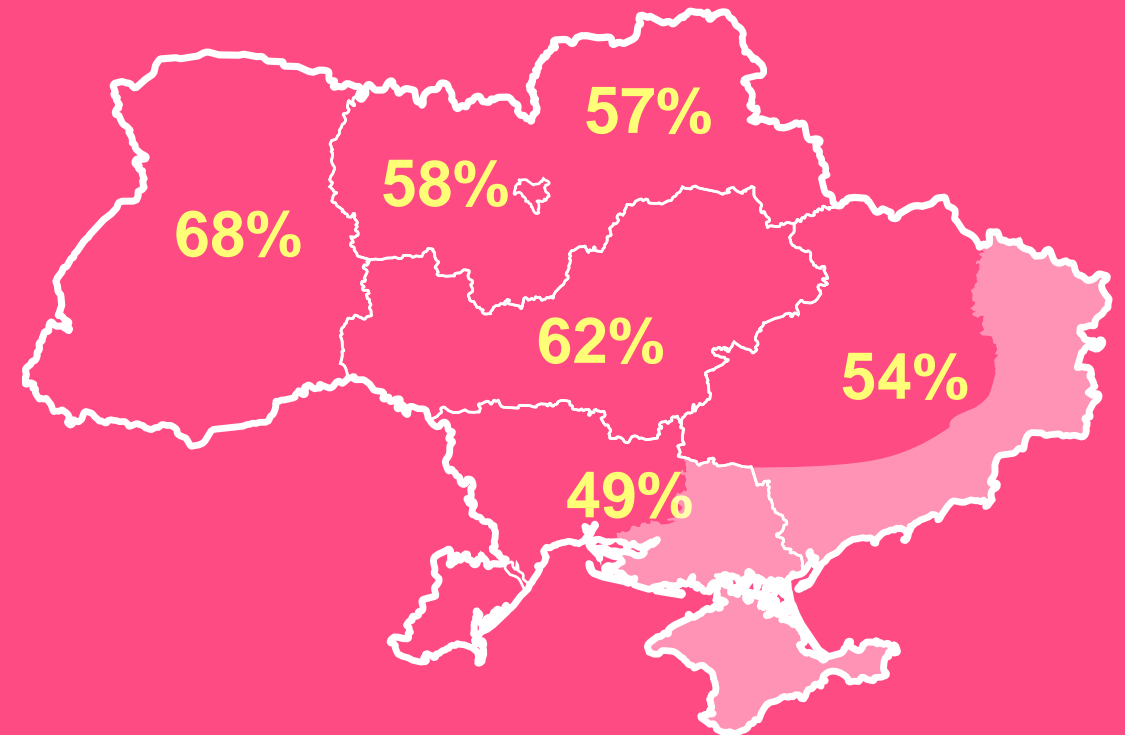
Source: OCHA, Ukraine: Civilian Casualties.
Data as of period: 24.02.2022 – 30.06.2023

Dimension Security.

Subjective assessment

60% of children feel safe, with a smaller share in the South and East.

For Ukraine - percentage of the total number of students in Ukraine, for regions (map) - percentage of the number of students in the regions.



Dimension Security



40%

experienced bullying once a month or more often.

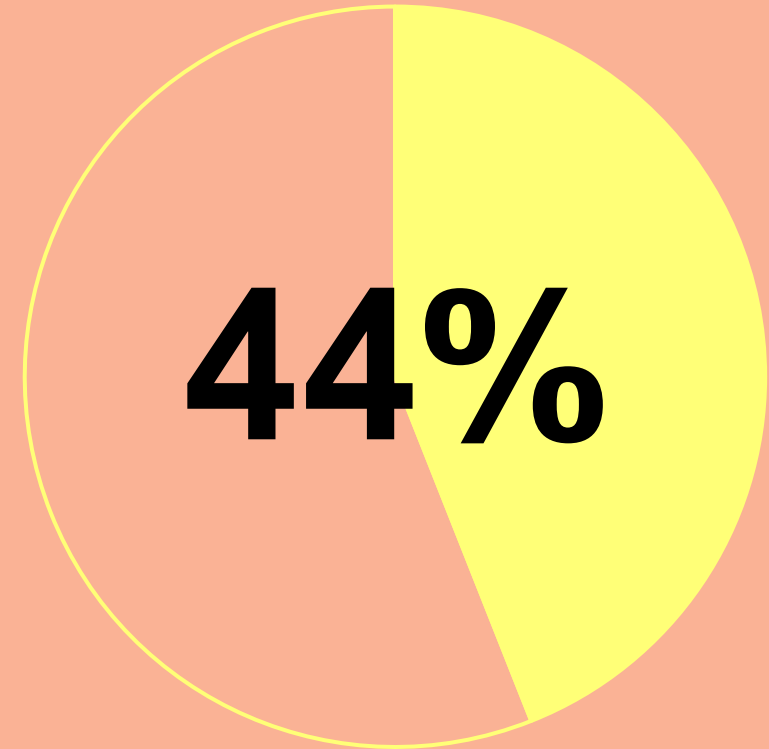
Boys are more likely to be exposed to bullying (45%) and more likely to participate in it (19%) than girls (11%).

MENTAL HEALTH, RELATIONSHIPS, AND SOCIAL AND EMOTIONAL SKILLS

Dimension

Mental health. Subjective assessment

The answers of **children from the East and South**, where the war has had the most significant impact, do **not differ from those from** other regions.



of children in
Ukraine show signs
of potential PTSD

Dimension Mental health. Components of PTSD

List of problems that signal potential PTSD (often + very often):

When something reminds me of what happened or is still happening, I get very upset, afraid, or sad **38%**

I try not to think or even feel anything about what happened or is still happening **36%**

I try to avoid people, places and things that remind me about what happened or what is still happening **35%**

I have difficulty concentrating or paying attention **35%**

I get upset easily or get into arguments or physical fights **30%**

When something reminds me of what happened, I have strong feelings in my body: my heart beats fast, my head or stomach aches **28%**

I feel lonely, even when I am around other people **27%**


I have thoughts like: "I will never be able to trust other people" **24%**

I have trouble feeling happiness or love **23%**

I have difficulty falling asleep, frequently waking up or have trouble falling back asleep **23%**

I have upsetting thoughts, pictures or sounds of what happened or is still happening come into my mind when I do not want them to **19%**

Dimension **Mental health. Subjective assessment.** **Independence**



6 out of 10 children can find a solution to a problem when it arises.


Dimension **Mental health.** **Subjective assessment**



"In general, I consider myself a happy person".

Children from the East and Kyiv were more likely to say that they consider themselves happy.

Dimension Relationships. Subjective assessment



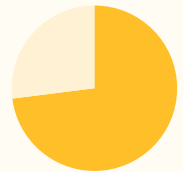
9 out of 10 children **have friends** at school,
only 5 have such friends who can **support them in difficult situations.**

Dimension Relationships. Subjective assessment



80%

"I like being at home with my family".



73%

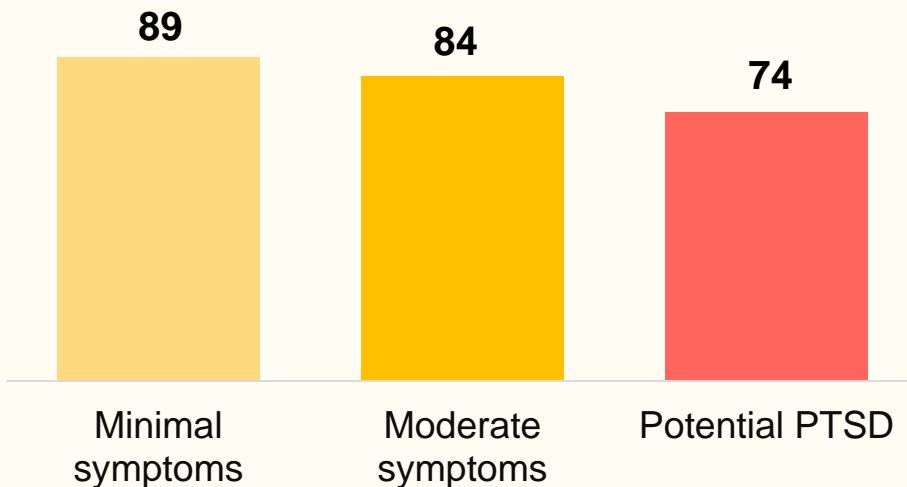
"My family has a good relationship".

Children aged 14-17 and children from the West were less likely to say that they like being with their families and have good relationships.

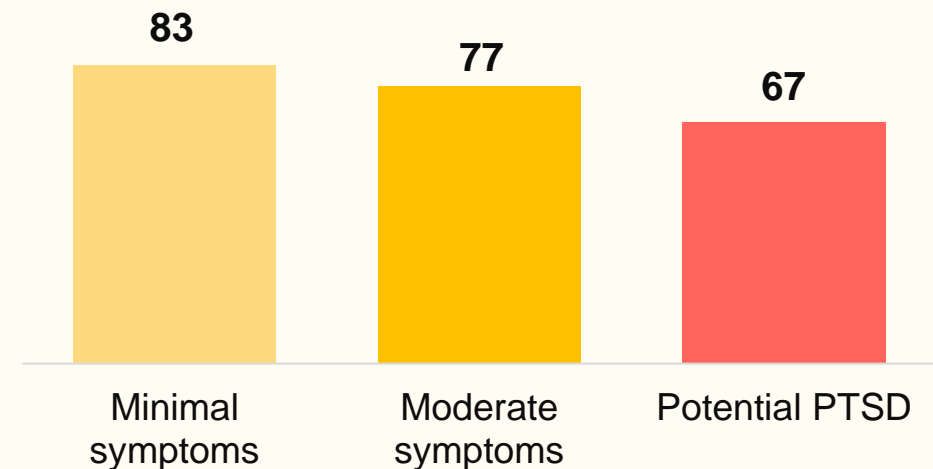
Dimension Relationships and PTSD

The more there are signs of PTSD, the worse the self-perception indicators of relationships are.

"I like being at home with my family"



"My family has a healthy relationship"



Dimension Social and emotional skills. Subjective assessment



85%

and more

"I try to be kind to other people"

"I am kind to younger children"

"I usually share things with others"

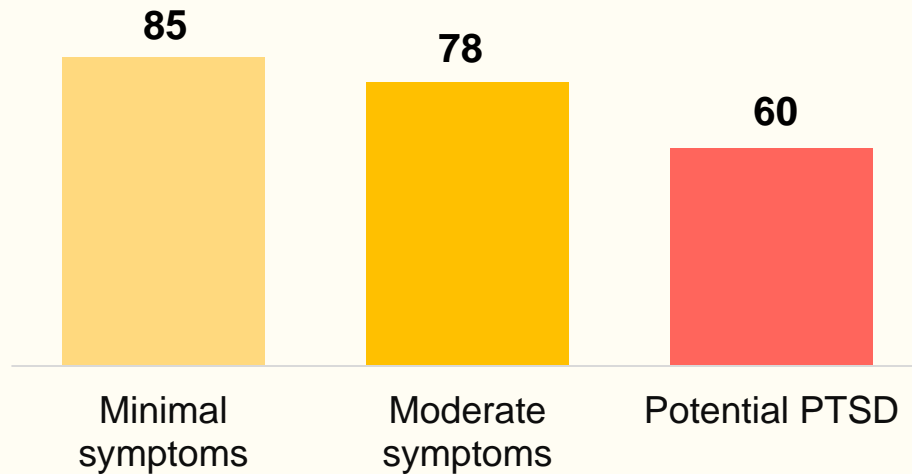
"I help if someone is hurt, upset, or sick"

"I care about other people's feelings"

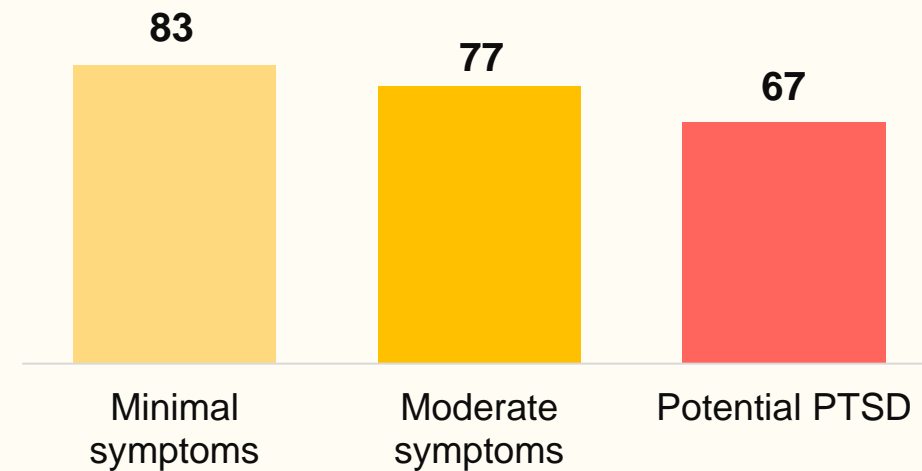
Dimension Mental health. PTSD

The more there are signs of PTSD, the worse the self-perception indicators are.

"In general, I consider myself a happy person"



"When a problem arises, I can find a way to solve it"



Dimension

Mental health



Girls have a lower level of self-perception.

I like who I am

 **73%**

 **80%**

Dimension

Relationships



Girls find it harder to make friends and have a lower assessment of family relationships.

Easy to make friends



45%



51%

Positive assessment of family relationships



68%



78%

CONCLUSIONS

Main results: subjective assessment of children



9 out of 10 children have friends at school, but only **5** have such friends who can support them in difficult times



7 out of 10 children rate their health as good or very good, but only **4** feel energized




5 out of 10 children have tried smoking at least once, **2 out of 10** smoke every week



6 out of 10 children feel safe



7 out of 10 children feel happy




6 out of 10 children can solve a problem when it arises



4 out of 10 children attend extracurricular activities

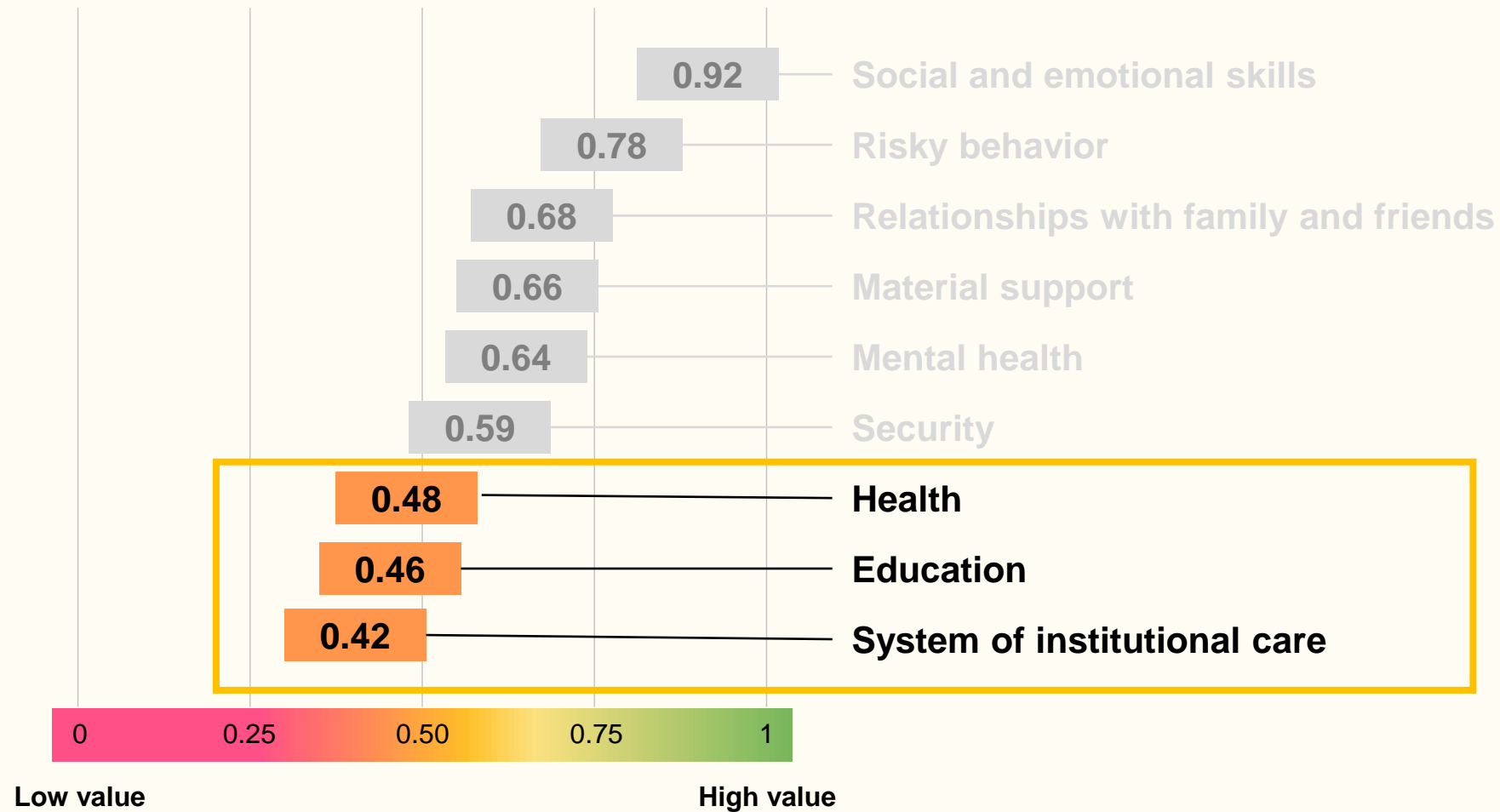


4 out of 10 children have signs of PTSD



4 out of 10 children have experienced bullying

Conclusions



Future Index

0.64

FULL REPORT:



Conclusions

The system of institutional care

Number of children in institutional care

Number of adopted children

Skills of independence and security

Education

Math level

Conditions for online learning

Access to extracurricular activities

Health

Signs of PTSD

Vaccination rate

Physical activity